


King Josiah

Baby and Toddler Lesson



Story



King Josiah was a child when he became king.

His family didn't love God,
but he loved God with all his heart.

Josiah wanted to rebuild the Temple.

He wanted everyone to worship God.

The people found a scroll in the Temple.

It was part of the Bible.

When King Josiah read it, he was very sorry.

He saw the bad things he and his people had done.

He read God's word to the people and told them to repent.

He destroyed all the bad things in his land.

The people began to read God's word again.

Josiah was a good king who loved God.

One Day I'll Become..

Josiah was a small child when he became king but great in the Lord! Prepare a "One Day I'll Become..." party to think of how God might use your children as they grow. Remind them that God also has a plan for them now.

Skills learned:



Materials needed:

Costume of choice

Steps:

For Toddlers:

Let the toddlers dress up in their favourite work clothes.

It may be a fireman, a police officer, a baker, a businessperson etc.

Take plenty of photos as memories.

Talk about how God has a plan for us whatever we do.

Talk about ways God uses the children chosen job e.g. a doctor.



Baby Knock Down

King Josiah remained true to the one and only God when he decided to knock down false idols from the land.

Skills learned:



Gross Motor
skills



Hand-Eye
Coordination



Fine Motor skills

Materials needed:

Plastic cups / building blocks / pillows

A soft ball

Preparation:

Collect items to build a tower

Steps:

For Babies and Toddlers:


Stack up some objects to build a tower.

Baby can use his/her body to knock down the stack.

He/she can also remove just one cup to knock down all of the cups.

For Toddlers:

Introduce a soft ball for the toddler to roll or throw to knock down the tower.



Spray Knock Down

Here is another knock down activity which will remind us how King Josiah destroyed all the idols.

Skills learned:



Hand-Eye
Coordination



Sight



Sensory
development

Materials needed:

Spray bottle

Lightweight cups

(Alternatively fold pieces of cardboard)

Water

Preparation:

Fill the spray bottle with water.

Make a row of light plastic cups



Steps:

For Toddlers:

Give the child a spray bottle and show how to spray the water.

Now, supervise toddlers to use a spray bottle with water to knock down the cups!

This activity will improve their hand-eye coordination and grip strength.

Repeat as long as there is interest.

Loud and Quiet Bottles

King Josiah may have been small but his words were loud for the whole land to hear! He spoke the Word of God.

Skills learned:



Sensory
development



Listening



Scientific skills

Materials needed:

Three empty plastic bottles.

Household objects such as beans, rice, cereal and cotton wool.

Spoon

Preparation:

Make sure the plastic bottles are clean, dry and with lids.

For babies prepare bottles ahead of time to shake.

Steps:

For Babies and Toddlers:

Bring out 3 bottles.

Ask the child to spoon one item, e.g., rice into a bottle.

Repeat with different object for the other bottles.

Try to aim for the 1st bottle with a loud sound, the 2nd a quiet sound, and the 3rd no sound at all.

Let the child shake his/her sound bottles and compare the sounds.

If time allows, empty the bottles, and repeat with different objects.



Scroll Rolling

When King Josiah found the scroll, he opened it to read to all the people.

Skills learned:



Creativity



Fine Motor
skills



Concentration

Materials needed:

Paper roll

Paints.

Ribbon

Preparation:

None

Steps:

For Babies and Toddlers:

Ask the child to roll open the paper.

Tape or place objects to keep open and cut to size.

Allow the child to paint on the paper.

When dry, ask the child to roll the paper.

It may be simple, but it takes a child some practice to master it.

Tie some ribbon to make the child's picture into a scroll.



Find the Scroll

The people found the scroll in the temple when they were rebuilding it. In this fun activity children will try to find the scroll which is hiding.

Skills learned:



Memory



Sight



Numbers

Materials needed:

Scroll image

No transparent cups or bowls

Preparation:

Place the scroll inside one cup. Turn all cups upside down.

Steps:

For Babies and Toddlers:

Ask the child to help you find the scroll.

They should turn over one cup at a time until they find the scroll.

Count the cups as you go.


When they find the scroll congratulate them and show how King Josiah was happy to find the scroll with part of the Bible.

Repeat the activity.

Allow the children to also hide the scroll.



Song



Recommended worship songs. Not produced by Trueway Kids. YouTube Videos to be used for personal use only.

Read your Bible pray every day

<https://youtu.be/PYRyJxs9CG4>